

Lesson 1 Assessments:

Formative:

Students will create movement for loud and soft sounds using a movement scarf. Students will be assessed on their ability to differentiate between volumes with different types of movement through informal observation and a checklist.

Example checklist:

Use of different movement for loud and soft (Yes/No)		
Student 1	✓	
Student 2		X

Formative:

Students will create listening maps with different color crayons to show loud and soft sounds. Students will be assessed on their ability to differentiate between volumes with different colors and different visual representations through class presentation and a rubric.

Example rubric:

	3	2	1
	Student clearly shows loud and soft sounds with different colors and visual representations	Student somewhat shows loud and soft sounds with different colors or visual representations	Student does not show loud and soft sounds
Student 1	✓		
Student 2		✓	

Students will **identify** loud and soft sounds in everyday life through an online matching game. The students will be assessed on their ability to match images and sounds to loud or soft volume levels by sharing their answers outloud in a class discussion.

Lesson 2 Assessments:

Formative:

Students will play egg shakers at forte and piano dynamics in the song “Forte Piano.” Students will be assessed on their ability to play at different volume levels based on the markings of the song through a checklist.

Example checklist:

Use of forte and piano dynamics in performance (Yes/No)

Student 1	✓	
Student 2		X

Formative:

Students will chant with forte and piano dynamics in a class game. Students will be assessed on their ability to chant at different volume levels based on the proximity of a student’s guess to the location of the shoe through a checklist.

Example checklist:

Use of forte and piano dynamics in chant (Yes/No)

Student 1	✓	
Student 2		X











Lesson 3 Assessments:











Summative:

Students will **identify** forte and piano dynamics in musical examples. The students will be assessed using a worksheet assessment with images and oral instruction.

Name: _____ Kindergarten - Forte/Piano

Circle **loud** or **quiet** for what you hear in the music.

1	 LOUD	 QUIET
2	 LOUD	 QUIET
3	 LOUD	 QUIET
4	 LOUD	 QUIET
5	 LOUD	 QUIET

6		
7		
8		
9		
10		

11. What letter do we use to show **forte**? _____

12. What letter do we use to show **piano**? _____

Formative:

Students will connect forte and piano dynamics to contexts and situations from their own lives. The students will be observed and assessed through class discussion and visual examples.